


GDI High Flow Pump HPFP-35 for Mustang



Xtreme-DI
GDI PERFORMANCE PARTS
DI Fuel Systems and Controls

straight E85, 380hp
GDI only !!!

no meth, no PFI, no extra
ECUs, no wiring, full control, full
OBD Diagnostics.



This GDI high pressure pump was developed to replace the Bosch OEM high pressure pump. It delivers up to 35% more fuel flow when mounted on the same CAM-Lobe.

Maximum Fuel Pressure is 200bar / 2900psi.

The kit comes with everything you need: the HPFP, an OEM style inlet hose with OEM fuel pressure sensor, a new HP-Line and an electric pigtail.

Customer-specific fittings and lines on request.



Application

Maximum Rail Pressure

200bar / 2900psi
(like OEM)

Fuel Compatibility:

all known fuels, all Ethanol blends

Electric Connector:

Bosch Compact 2-pin

Driver Profile:

XDI, tuning changes needed

Mechanical Data

Geometric Volume

1.52cc / rev
(OEM 1.12 > +36% capacity)

Maximum Flow Rate:

240LPH @ 7000rpm (actual measured flow)

Housing material:

stainless steel
hard coated Aluminum

Tuning Support:


Standalone, SCT, COBB

Dry Weight:

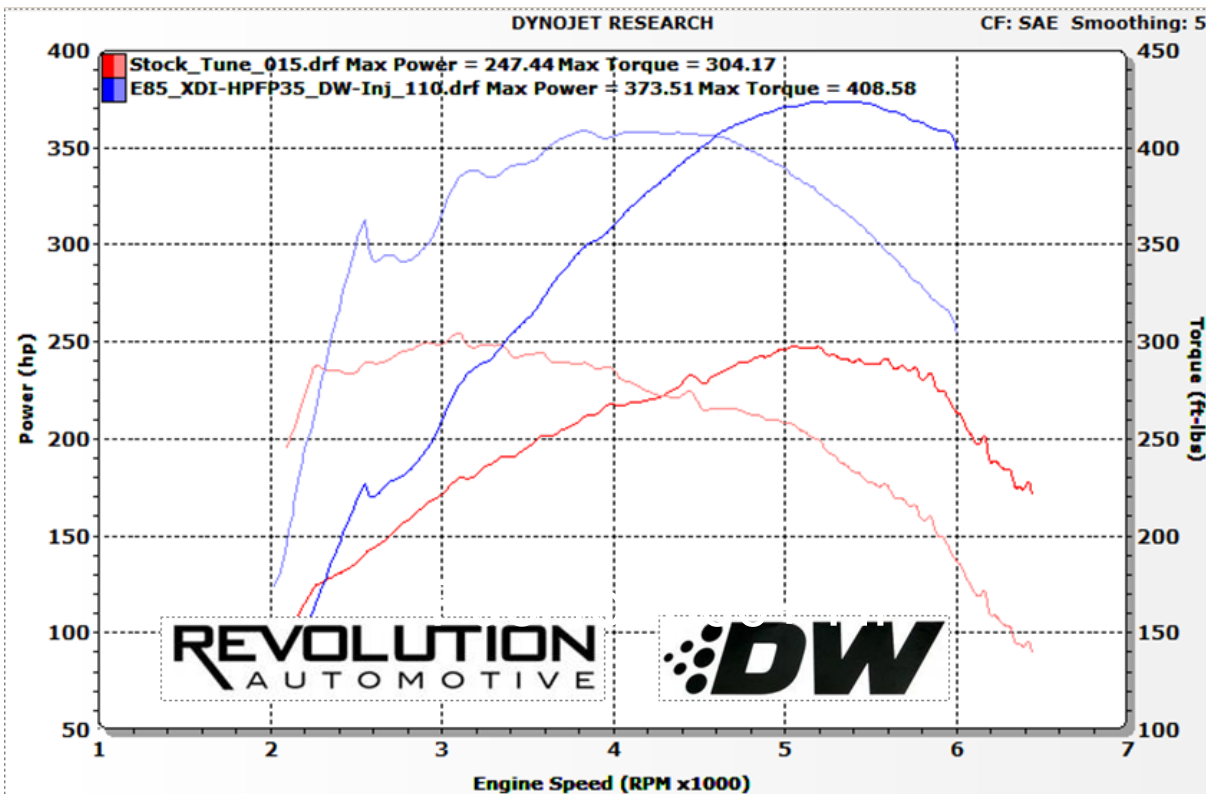
1112 g



GDI High Flow Pump HPFP-35 for Mustang



Xtreme-DI
GDI PERFORMANCE PARTS
DI Fuel Systems and Controls



408ft-lb, 373whp
DI only on straight E85

